

possibilities of storage

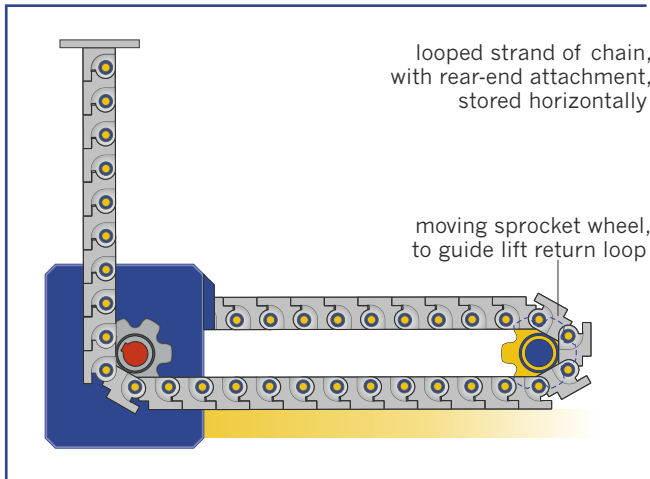
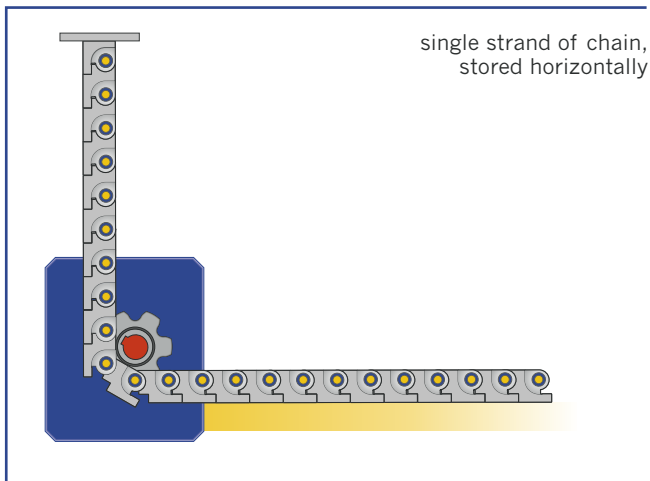
Both the ChainLift and the LinkLift are stored horizontally on the base. No special magazine is required; however, the lift return must be supported by a solid base. The LinkLift comes with a re-

turn guide rail. The return strand can be looped once, which reduces the storage space by one half. A pair of sprocket wheels is inserted into the loop to guide the lift smoothly around the bend. The wheels move forward and backward with the

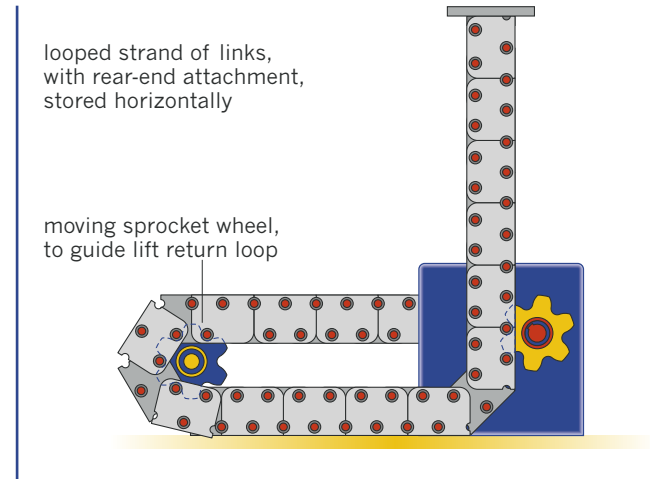
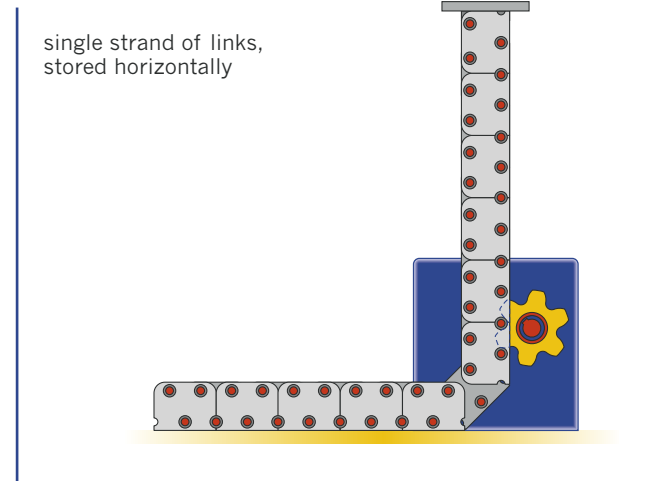
strand as the lift goes up or down.

The return-loop option is not available for our heavy-duty systems.

SERAPID ChainLift



SERAPID LinkLift



custom storage configurations

It is possible to redirect the lift return to other positions than the ones shown above. In many cases that seem to

be difficult at first, a solution can still be found. Or existing space can be used more efficiently. – Ask SERAPID Engineering if you cannot use one of the standard storage methods.

